

TARTAN 3800

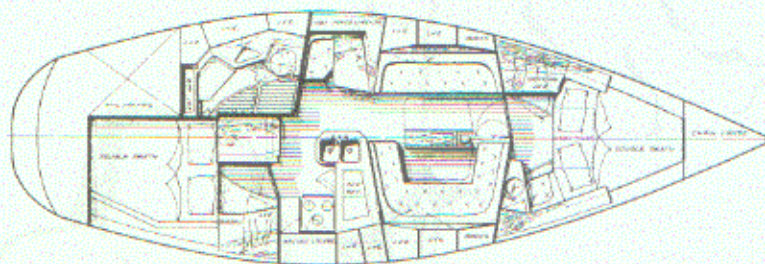
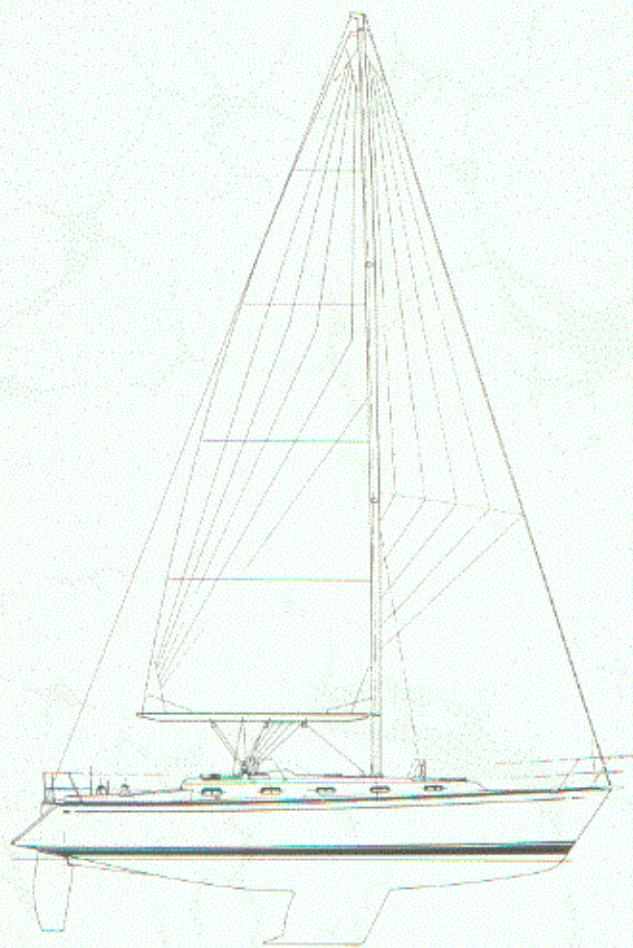


For 33 years the Tartan name has offered experienced yachtsmen boats of superior, sensible design and construction. In 1961 the first Tartan 27 was commissioned. Since then, some 4,000 Tartans have been launched. All have exhibited enviable sailing performance; performance measured both in speed on the race course and in terms of offshore seakeeping abilities. Indeed, virtually every Tartan model has crossed oceans and many have carried their crews to successful circumnavigations. This is certainly not the requirement of all our owners, but it is reassuring to know your Tartan is built to endure and get you home in the most challenging conditions.

Come visit your Tartan dealer and see why 4,000 owners put their trust in Tartan.

A GOOD INVESTMENT? IT HAS TO BE A TARTAN


TARTAN 3800



Tartan 3800 Dimensions

Sail Area	672 sq. ft.
I - Foretriangle Height	49' 9"
J - Foretriangle Base	14' 7.5"
P - Mainsail Luff	43' 4"
E - Mainsail Foot	14' 3"
Bridge Clearance	55' 0"
LOA	38' 0"
LWL	31' 0"
Beam	12' 5"
Draft: Deep Fin	6' 10"
Beaver Tail	5' 4"
Ballast	6,500/7,000 lbs.
Displacement	16,000 lbs.
Diesel Power	37 hp
Berths	7

TARTAN 3800



Design comments by Tim Jackett

"We have enjoyed great success in this size during Tartan's history, starting with the original Hood-designed T37 'Blackwatch' through the most recent Tartan 372. Design innovation while maintaining a healthy respect for traditional aesthetics has been paramount. The **Tartan 3800** continues this leadership.

Tartan 3800 hull, keel, rudder and rig have been honed through experience to provide unmatched handling under both sail and power. Wholesome proportions produce an easily handled, agile performer. Equally important, she possesses pleasing lines, surely to be envied in any harbor.

Interior appointments feature Tartan's trademark teak joinery as evidenced by the extensive teak louvered door cabinetry, dovetail drawers and beautifully varnished drop-leaf main cabin table. The knowledgeable sailor and experienced buyer will recognize the skill and abilities of our craftsmen.

In producing a yacht of this stature, care must be taken in the selection of her hardware, fittings and components. Only the best will be found on the **Tartan 3800**; Harken deck fittings, blocks, travelers, winches, Lewmar hatches, Offshore Spars mast and booms, Edson steering system, custom stainless steel from Tops-in-Quality, Cook NPG ISO Thalic gelcoats, Interplastic vinylester resin and Baltek balsa coring to name a few. They all come together to enhance **Tartan 3800's** performance, value and durability.

Tartan, again the industry pioneer in producing yachts of uncompromising pedigree."

TARTAN 3800

HULL

- White NPG/ISO gelcoated hull, hand laminated with directional "E" glass. Partially balsa cored for stiffness. Gelcoat back-up layer is laminated using vinyl ester resin for blister resistance.

DECK

- White, off-white or sand gelcoat with a patterned non-skid deck consisting of a balsa cored uni-directional "E" glass laminate. Hand laid with polyester resin.
- Contrasting non-skid.

KEEL/BALLAST

- 6500 lb. high lift elliptical lead fin or beaver tail bulb keel (6800 lbs.). Attached to hull with stainless steel bolts.

RUDDER

- Elliptical foam cored rudder with uni-directional FRP skins. 3-1/2 in. O.D. 304 stainless steel rudder post. Pedestal steering with 40 in. stainless steel wheel. Emergency tiller supplied.

INTERIOR

- Off white structural hull liner and grid bonded to hull. Bulkheads and risers are teak faced or pressure laminate faced plywood. Cabinetry and trim of hand rubbed teak. Cabin sole is varnished teak and holly. The overhead liner is teak batted FRP with strategically placed access panels. A selection of designer fabrics is available for interior upholstery.

VENTILATION

- Forward Stateroom: 19" x 19" Lewmar Deck Hatch; (2) Chrome Dorades with Guards; (2) 5" x 15" Portlights.
- Aft Stateroom: 7" x 12" Lewmar Deck Hatch; (2) 5" x 15" Portlights.
- Head: 5" x 15" Portlight; 7" x 12" Lewmar Deck Hatch.
- Main Cabin: (6) 5" x 15" Portlights; 16" x 16" Lewmar Deck Hatch; (2) Chrome Dorade Ventilators with Guards; Companionway Hatch.

ENGINE/ELECTRICAL

- 37 hp Westerbeke Diesel with pedestal mount controls and instrument panel.
- 38 gallon fuel capacity (approximately), with Racor fuel filter.
- 16 in. fixed propeller on stainless steel shaft.
- (2) 105 amp hour batteries with battery selector switch.
- Interior cabin dome lights and berth directional lights.
- Courtesy night lighting.
- Navigation lights.
- Electric bilge/auto-sump pump.
- 12 Volt DC metered panel.
- 110 Volt AC shorepower with distribution panel.
- 50' shore power cord.
- UL approved stranded, tinned copper wire ABYC color coded wiring throughout.
- 20 amp battery charger.

GALLEY

- 3-burner gimballed Force 10 propane stove with oven.
- Double stainless steel galley sinks - 9" deep.
- Molded top and front load icebox. (refrig. optional) 4" foam insulated.
- Built-in trash bin.
- Hot and cold pressure water and manual freshwater hand pump.
- Extensive lockers, shelves and drawers. Teak louvered doors and teak hardwood.
- 80 gallons fresh water aluminum tank with gauge.
- Corian™ counter tops.

HEAD

- Marine head with "Y" valve and 24 gallon holding tank with deck pumpout and macerator pump tank discharge.
- Molded Corian™ sink.
- Separate shower compartment with plexi-glass divider.

ACCOMMODATIONS/STORAGE

- Forecabin with lockers, hanging locker, (6) drawers and Corian™ vanity unit with sink and pressure water.
- Furniture grade bunk cushions and seats.
- Main cabin with teak hardwood cabinets throughout.
- Main cabin settees fitted with 6 in. thick tapered cushions.
- Large storage area outboard of main cabin seatbacks.
- Furniture quality, varnished pedestal table.
- Full navigation station.
- Navigation locker with storage space for electronic installations.
- (3) drawers and tube chart storage.
- Aft double quarterberth with furniture quality cushion.
- Storage below quarterberth.
- Cockpit seat locker to port.
- Helmseat storage bin starboard, propane gas storage to port.

SPAR/RIGGING

- Aluminum polyurethane finished double spreader tapered mast.
- 1" x 19" stainless steel standing rigging with turnbuckles.
- Bow light/foredeck illumination light.
- Masthead light.
- Mast wiring conduit.
- Internal halyards.
- VHF Coax.
- Aluminum polyurethane finished boom.
- Single line slab reefing - one line reefs both luff and leach.
- Internal 4:1 outhaul.
- (3) sheave outboard endcap.
- (3) sheave inboard endcap.
- 2-part boom topping lift.

DECK HARDWARE

- (2) Harken 48.2STC (self-tailing) primary winches.
- (2) Harken 32.2C halyard aft led winches.
- (1) Harken 32.2STC mainsheet winch.
- Double stainless steel bow and stern rails.
- Double lifelines.
- Swim ladder.
- Boarding gates port and starboard.
- Custom stainless steel stemplate with tack fitting and anchor roller.
- Molded foredeck anchor locker with overboard drain.
- Teak toerails (aluminum toerails optional).
- Stainless steel bow mooring chocks with stainless steel cleats.
- Stainless steel mid-mooring chocks with stainless steel cleats.
- Stainless steel aft mooring cleats.
- Teak taffrail.
- Outboard track 1-1/4 in. with (2) cars and (2) snatch blocks.
- Inboard genoa track 1-1/4 in. with (2) wide sheave cars.
- (2) Harken winch handles.
- (3) Spinlock Express rope clutches for aft leads.
- Harken deck turning blocks for halyards and aft leads.
- 4-part Harken mainsheet system led to winch.
- Harken mainsheet traveler with tagline adjustment.
- Lewmar deck hatches.
- Cast aluminum collar with stainless aft lead plates.
- On deck drains to waterline exit.
- Housetop teak handrails.
- Manual deck mount bilge pump.
- Ritchie SP-5 binnacle compass.

RUNNING RIGGING

- (1) wire/rope genoa halyard.
- (1) low stretch main halyard.
- (2) Dacron genoa sheets.
- (1) Dacron mainsheet.
- (2) traveler taglines.
- (2) reef lines.

OPTIONS

- Colored hull.
- 2nd electric bilge pump.
- 40 amp battery charger.
- Adier Barbour refrigeration.
- Spinnaker gear.
- 2nd internal genoa halyard led aft.
- Rope boom vang or offshore rod vang.
- Steel storage cradle.
- Secondary winches.

Qualifications: Specifications and prices subject to change without notice including after receipt of customer's order until final delivery. All prices F.O.B., Grand River, OH.

TARTAN 2800 — TARTAN 3100 — TARTAN 3500 — TARTAN 3800 — TARTAN 4600
Tartan Yachts, Inc. — 320 River St., Grand River, OH 44045 — (216) 354-3111 — Fax (216) 354-6162

A GOOD INVESTMENT? IT HAS TO BE A TARTAN