

TARTAN

28 PIPER

HULL

- White, off-white or sand NGP/ISO gelcoated hull, hand laminated with alternating layers of strand mat and uni-directional "E" glass. Partially balsa cored for stiffness. Gel-coat back-up layer is laminated using vinylester anti-corrosive resin for blister resistance.

DECK

- White, off-white or sand gelcoat with a patterned non-skid deck, consisting of a balsa cored uni-directional "E" glass laminate. Hand laid with polyester resin. Solid glass laminate at deck hardware installations.

KEEL/BALLAST

- 2300 lb. high lift lead beavertail bulb keel. Attached to hull with stainless steel bolts.

RUDDER

- Elliptical foam cored rudder blade with uni-directional FRP skins. 304 stainless steel rudder post. Pedestal steering with 32" s.s. wheel. Emergency tiller supplied.

INTERIOR

- Off-white structural hull liner and grid bonded to hull. Bulkheads and risers are teak faced or pressure laminate faced plywood. Cabinetry and trim of hand rubbed teak. Cabin sole is teak and holly. The overhead liner is teak battened vinyl with strategically placed access panels. A selection of designer fabrics is available for interior upholstery.

VENTILATION

- Forward Stateroom:
 - 19" x 19" Lewmar Deck Hatch
 - (1) 4" x 10" Lewmar Portlight

- Head:
 - 4" x 10" Lewmar Portlight
- Main Cabin:
 - (4) 5" x 23" Lewmar Portlights
 - (2) Dorade Ventilators
 - Companionway Hatch

ENGINE/ELECTRICAL

- 18 HP Volvo diesel with pedestal mount controls and instrument panel
- 16 gallon fuel capacity (approximately) with Racor fuel filter
- 14" fixed propeller on bronze shaft
- (1) 105 amp hour batteries with battery selector switch
- Interior cabin dome lights and berth directional lights
- Courtesy night lighting
- Navigation lights
- Electric bilge/auto-sump pump
- 12V DC metered panel
- 110V AC shorepower with distribution panel
- 30' shorepower cord

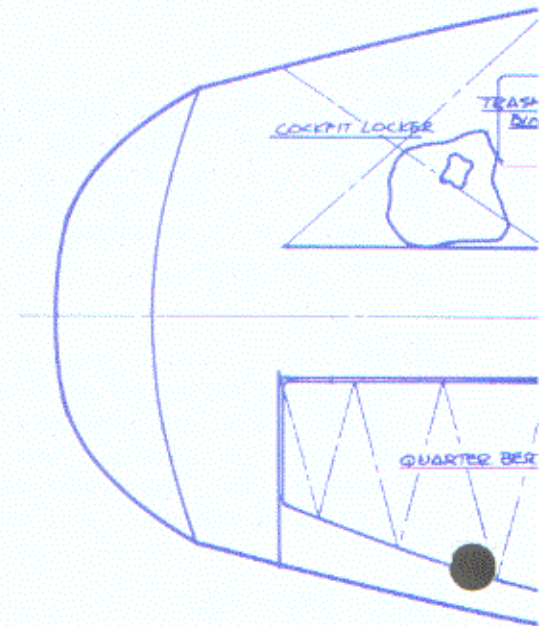
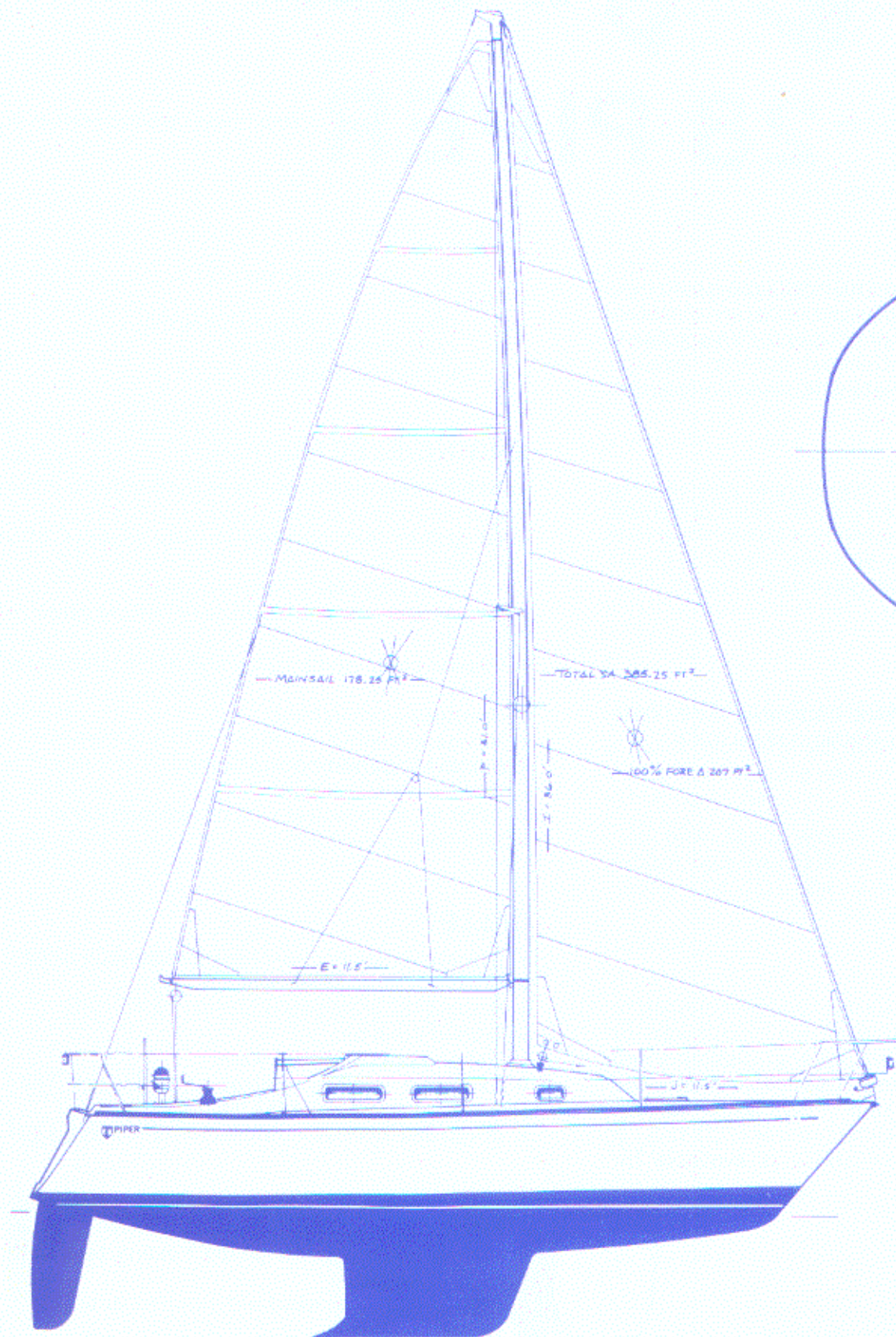
GALLEY

- 2 burner oriso alcohol stove with storage under
- Stainless steel galley sink - 9" deep
- Molded top load icebox, 4" foam insulated
- Built-in trash bin
- Hot and cold pressure water
- Extensive lockers, shelves and drawers. Teak louvered doors and teak hardwood
- 30 gallons fresh water (aluminum tank with gauge)

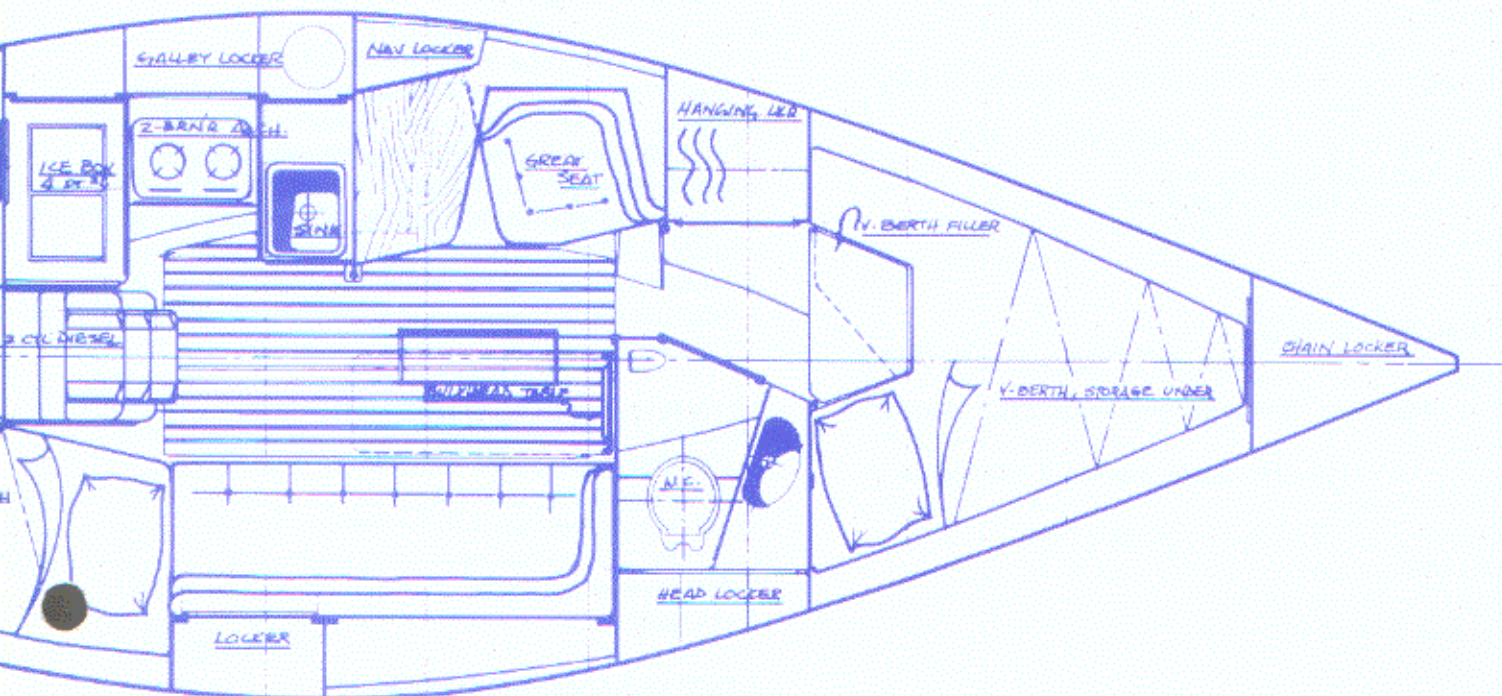
HEAD

- Marine head with 16 gallon holding tank with deck pumpout
- Shower fixture in head with drain to sump
- Molded FRP sink

Sail Plan and Layout



PIPER 28



Sail Area (sq. ft.)	385.25'
I - Foretriangle Height	36' 0"
J - Foretriangle Base	11' 6"
P - Mainsail Luff	31' 0"
E - Mainsail Foot	11' 6"
Bridge Clearance	40' 0"

ACCOMMODATIONS/STORAGE

- Forecabin with lockers and hanging locker
- Furniture grade bunk cushion
- Main cabin with teak hardwood cabinets
- Main cabin settees fitted with 5" thick tapered cushions
- Large storage area outboard of main cabin seatbacks
- Maincabin bulkhead mount table
- Full navigation station
- Navigation locker with storage space for electronic installations
- Aft quarterberth with furniture quality cushion
- Storage below quarterberth
- Cockpit seat locker to port
- Helmseat

SPAR/RIGGING

MAST

- Polyurethane finished single swept, tapered mast
- 1" x 19" stainless steel standing rigging with turnbuckles
- Bow light/foredeck illumination light
- Masthead light
- Mast wiring conduit
- Internal halyards

BOOM

- Polyurethane finished boom
- Single line slab reefing — one line reefs both luff and leach
- Internal outhaul
- (3) sheave outboard end
- (3) sheave inboard endcap
- 2-part boom topping lift

DECK HARDWARE

- (2) Lewmar #30 ST (self tailing) winches
- Double stainless steel bow and stern rails
- Double lifelines
- Swim ladder
- Boarding gates starboard
- Custom stainless steel stemplate with tack fitting

- Molded foredeck anchor locker with overboard drain
- Teak toerails
- S.S. bow mooring chocks with stainless steel cleats
- S.S. mid-mooring stainless steel cleats
- S.S. stern cleats
- FRP taffrail
- Self tacking jib traveler
- (2) Lewmar winch handles
- (3) Spinlock rope clutches for aft leads
- Deck turning blocks for halyards and aft leads
- Harken 4-part mainsheet system
- Mainsheet traveler with tagline adjustment
- Lewmar deck hatches and opening ports
- Cast aluminum mast collar with stainless aft lead plates
- Housetop teak handrails
- Manual deck mount bilge pump
- Ritchie compass

RUNNING RIGGING

- (1) wire/rope genoa halyard
- (1) low stretch main halyard
- (1) Dacron self tack jib sheet
- (1) Dacron mainsheet
- (2) traveler taglines
- (1) reefline

ADDITIONAL EQUIPMENT

- North fully battened dacron mainsail
- North self tacking dacron jib
- Mainsail cover
- Harken lazy jack kit
- Iso-furl roller furling
- Signet knotmeter
- Signet depthometer

Qualifications: Specifications and prices subject to change without notice including after receipt of customer's order until final delivery. Illustrations/photos may show optional equipment.

All prices F.O.B., Factory.

Specifications and option list effective February 1991.

